

# **APPENDIX A**

## **PTTW Water Level Monitoring**

Grafton - Shallow Aquifer Wells Outside of Landfill

GEO KAMP LIMITED

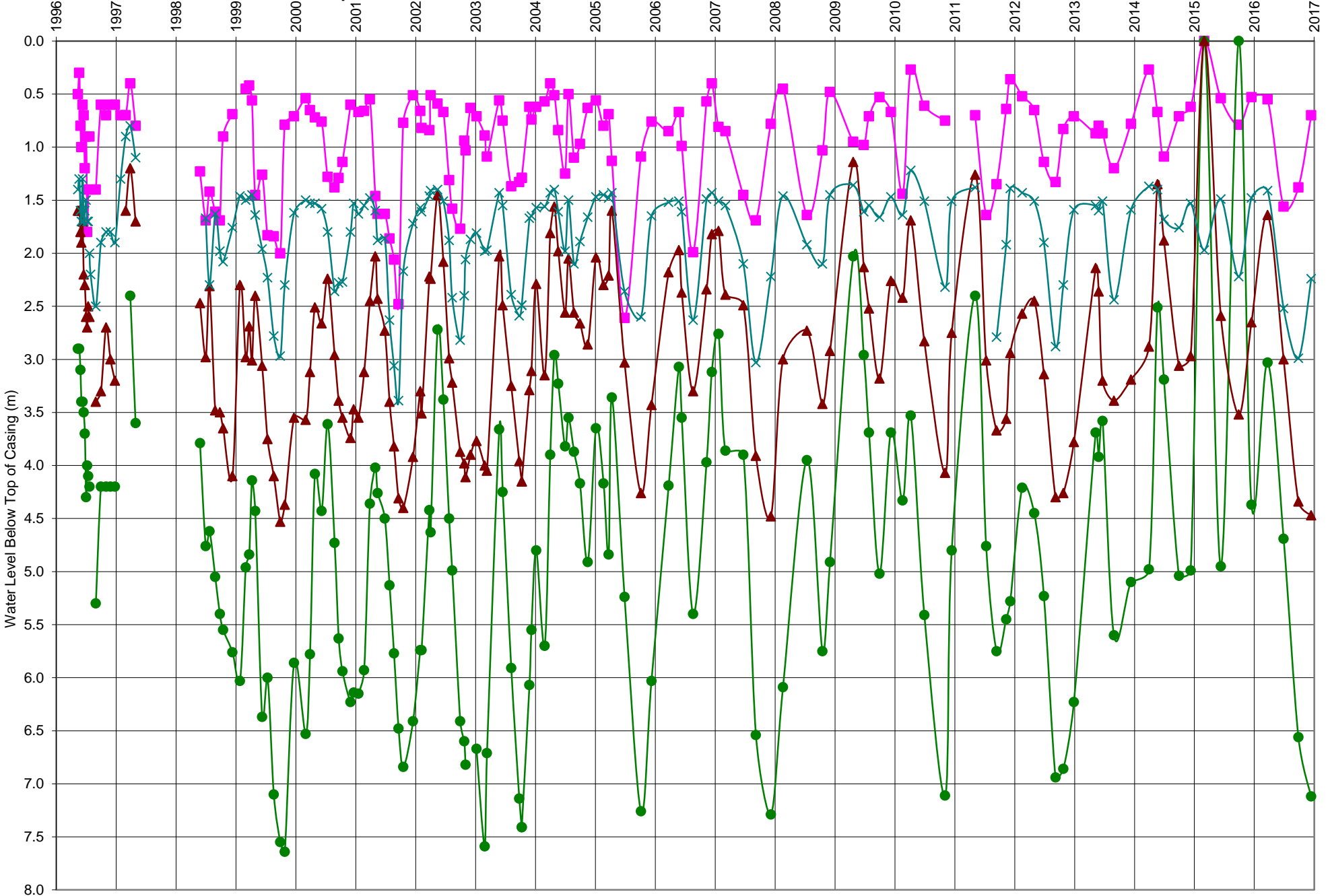


FIGURE A3

Grafton - Intermediate Aquifer Wells Outside of Landfill

GEO KAMP LIMITED

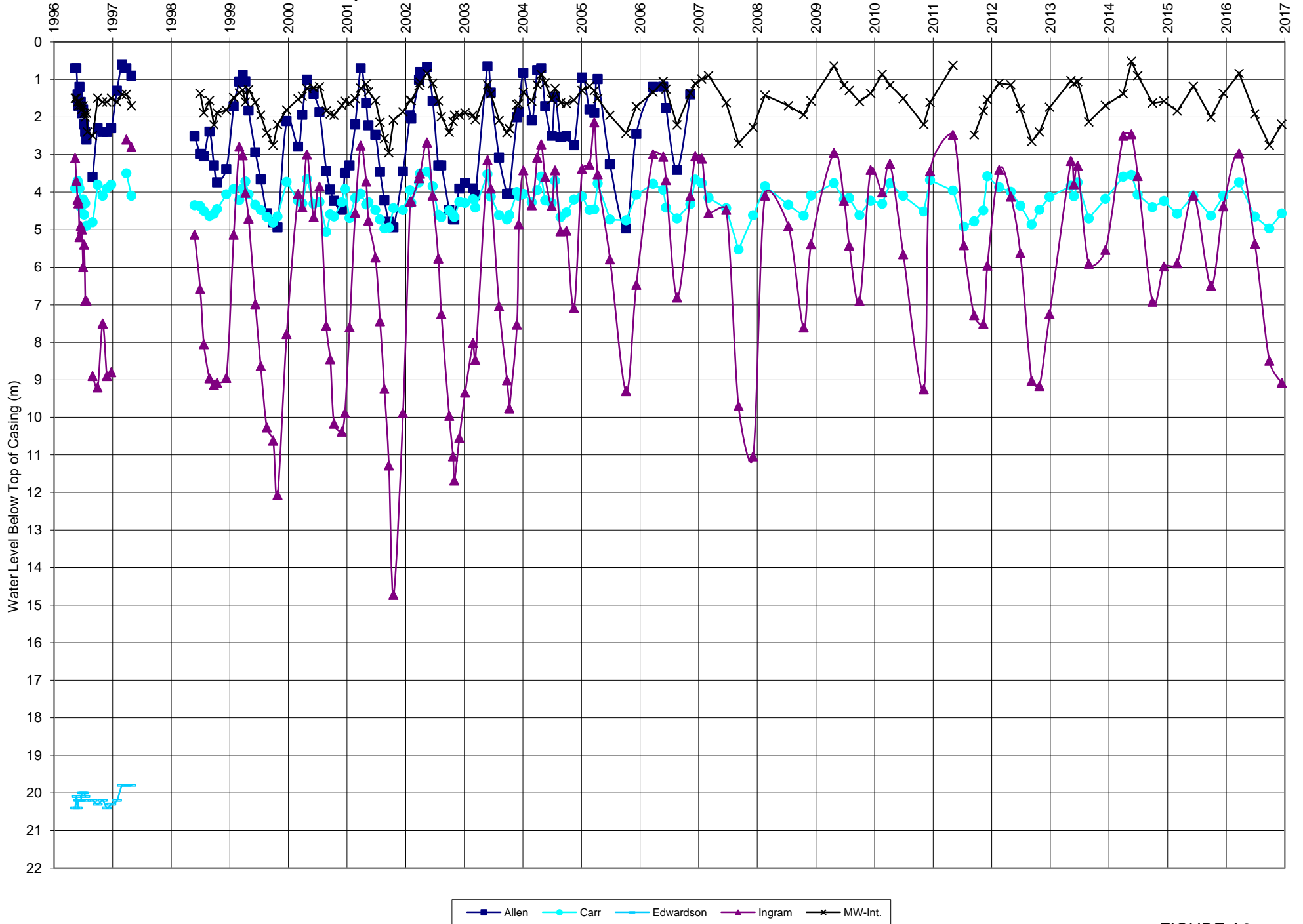


FIGURE A2

Grafton - Deep Wells

GEO KAMP LIMITED

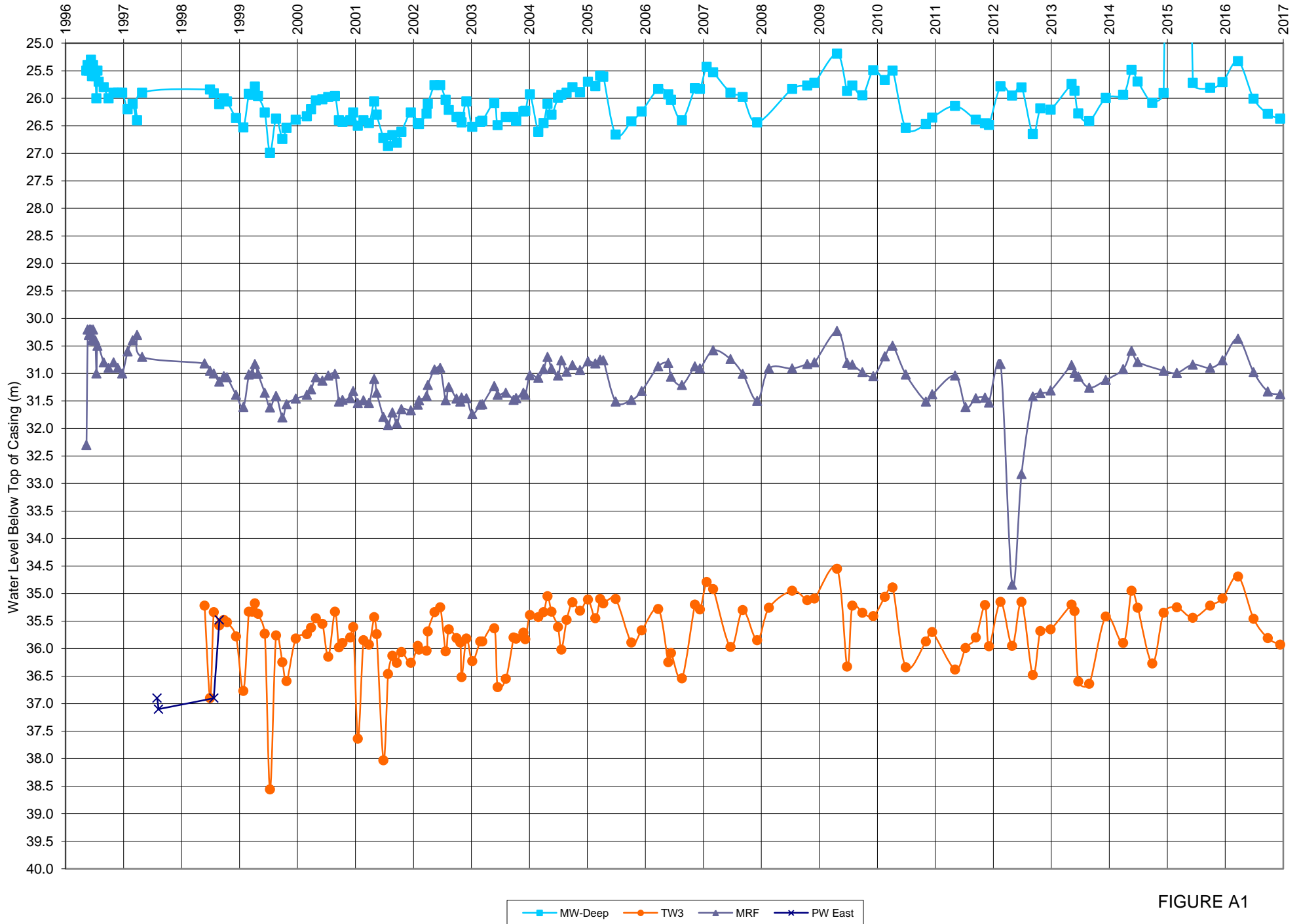


FIGURE A1

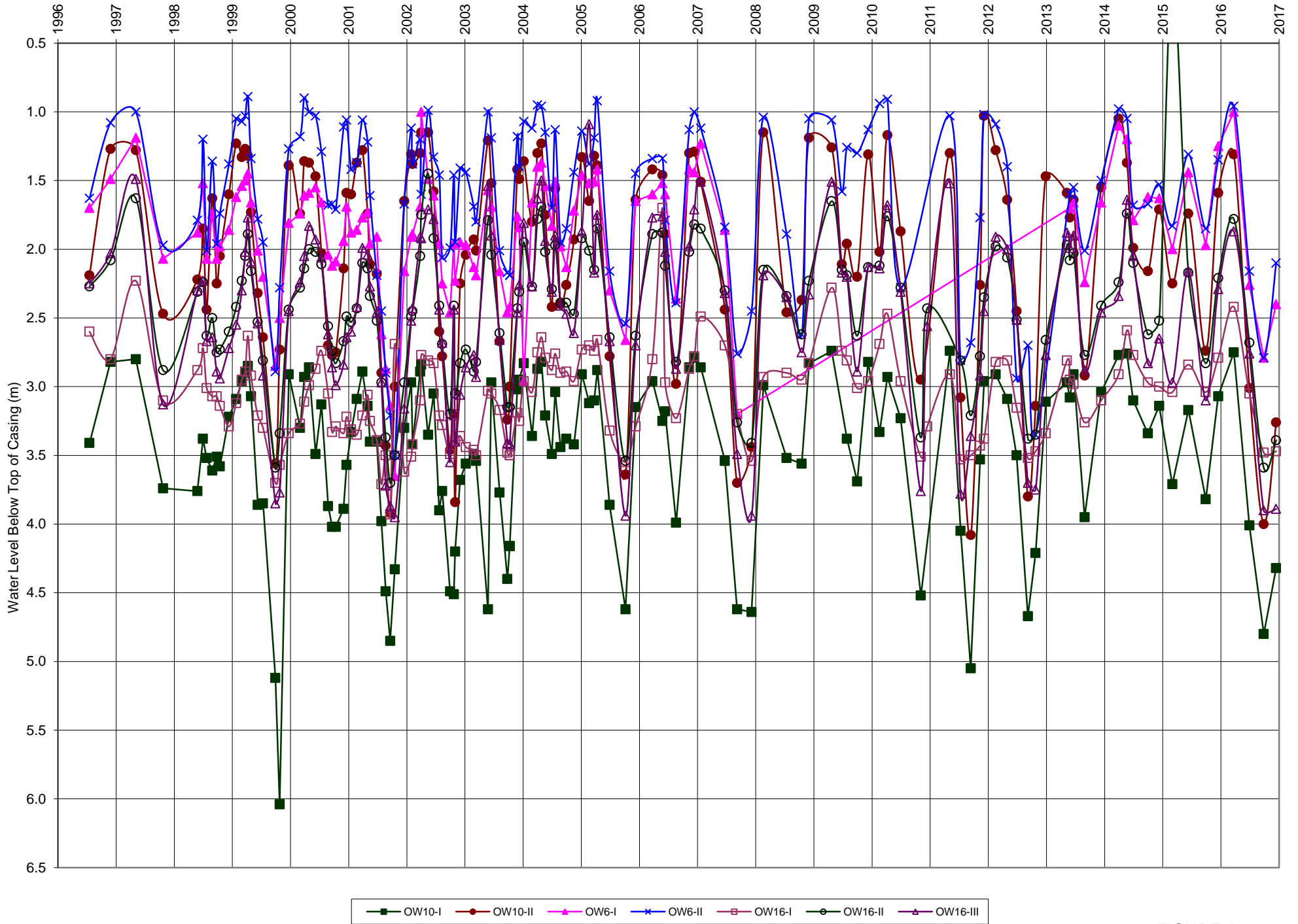


FIGURE A4

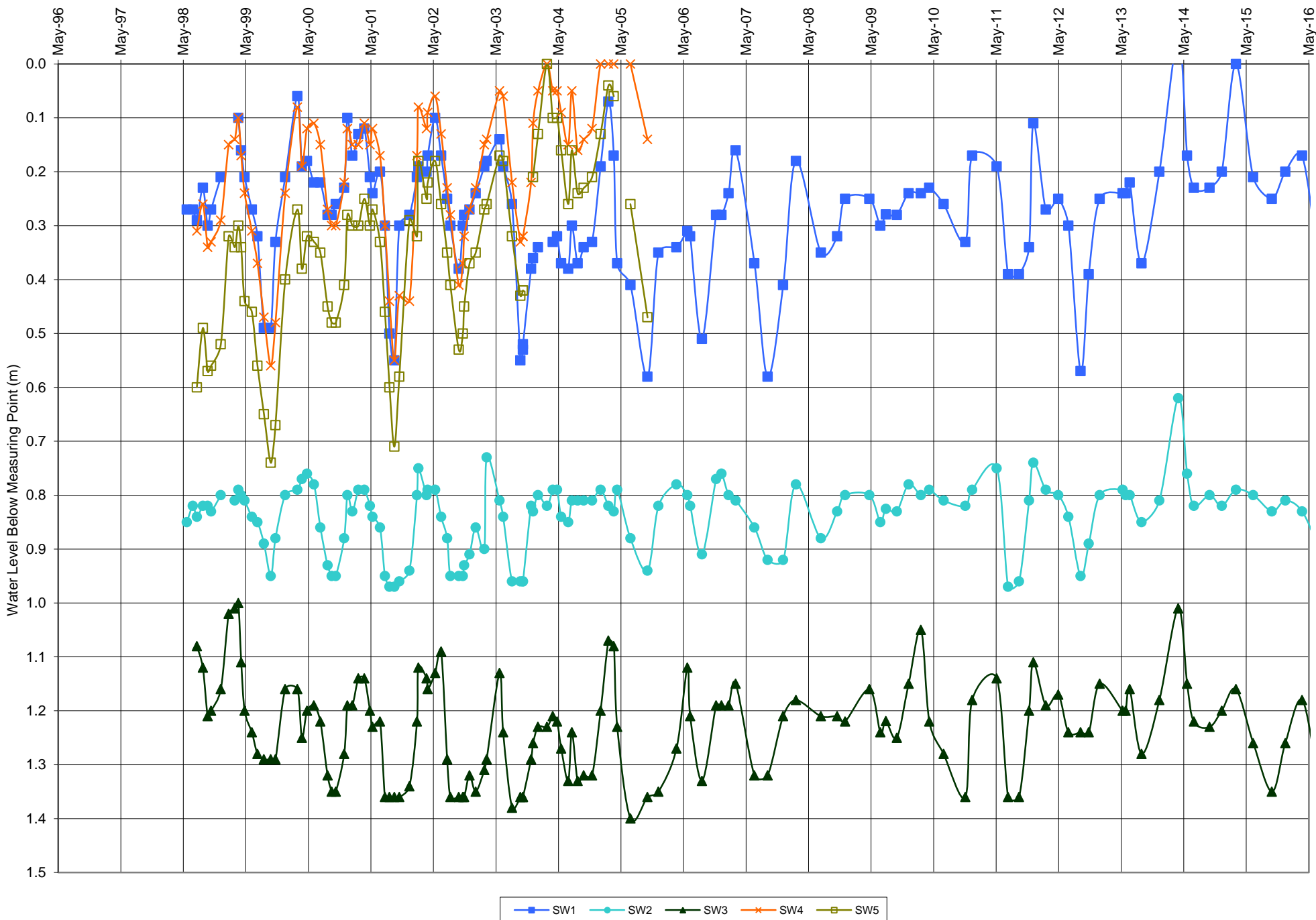


FIGURE A5

GEO KAMP LIMITED

Date	Allen	Baker	Fearn	Carr	Edwardson	Ingram	Johnston	MW-Shal.	MW-Int.	MW-Deep	OW10-I	OW10-II	OW6-I	OW6-II	OW16-I	OW16-II	OW16-III	PW East	SW1	SW2	SW3	SW4	SW5	TW3	MRF
13-May-96	0.7	0.5	2.9	3.9	20.4	3.1	1.6	1.4	1.5	25.5															32.3
21-May-96	0.7	0.3	2.9	3.8	20.1	3.7	1.6	1.3	1.5	25.4															30.2
28-May-96	1.4	0.8	3.1	3.7	20.4	4.2	1.8	1.6	1.6	25.5															30.3
3-Jun-96	1.7	1.0	3.4	3.8	20.2	4.3	1.9	1.7	1.7	25.4															30.2
10-Jun-96	1.2	0.6	3.4	3.9	20.2	5.2	1.7	1.3	1.6	25.3															30.2
17-Jun-96	1.6	0.7	3.5	4.4	20.2	4.9	2.2	1.7	1.7	25.6															30.4
24-Jun-96	1.9	1.2	3.7	4.3	20.0	5.0	2.3	1.6	1.8	25.4															30.2
2-Jul-96	1.8	0.9	4.3	4.2	20.0	6.0	2.6	1.5	1.7	25.5															30.4
8-Jul-96	2.2	1.8	4.0	4.6	20.0	5.4	2.7	1.7	1.9	25.6															30.4
15-Jul-96	2.4	1.4	4.1	4.3	20.1	6.9	2.5	1.7	2.0	26.0															31.0
18-Jul-96											3.41	2.19	1.70	1.63	2.60	2.27	2.25								
22-Jul-96	2.6	0.9	4.2	4.9	20.2	6.9	2.6	2.0	1.9	25.5															30.5
29-Jul-96											2.2	2.4	25.7												
30-Aug-96	3.6	1.4	5.3	4.8	20.2	8.9	3.4	2.5	2.5	25.8															30.8
30-Sep-96	2.3	0.6	4.2	3.8	20.3	9.2	3.3	1.9	1.5	26.0															30.9
31-Oct-96	2.4	0.7	4.2	4.1	20.2	7.5	2.7	1.8	1.6	25.9															30.8
27-Nov-96	2.4	0.6	4.2	3.9	20.4	8.9	3.0	1.8	1.6	25.9	2.82	1.27	1.49	1.08	2.80	2.08	2.03								30.9
24-Dec-96	2.3	0.6	4.2	3.8	20.3	8.8	3.2	1.9	1.5	25.9															31.0
28-Jan-97	1.3	0.7			20.2			1.3	1.6	26.2															30.6
28-Feb-97	0.6	0.7			19.8		1.6	0.9	1.4	26.1															30.4
28-Mar-97	0.7	0.4	2.4	3.5	19.8	2.6	1.2	0.8	1.4	26.4															30.3
29-Apr-97	0.9	0.8	3.6	4.1	19.8	2.8	1.7	1.1	1.7	25.9															30.7
5-May-97											2.80	1.28	1.19	1.00	2.23	1.63	1.49								
1-Aug-97																		36.90							
10-Aug-97																		37.10							
23-Oct-97											3.74	2.47	2.07	1.97	3.10	2.88	3.13								
27-May-98	2.51	1.23	3.79	4.35		5.14	2.47				3.76	2.22	1.88	1.79	2.88	2.31	2.30		0.27	0.85				35.22	30.82
1-Jul-98	2.98	1.69	4.76	4.37		6.58	2.98	1.67	1.37	25.84	3.38	1.85	1.52	1.20	2.72	2.24	2.23		0.27	0.82				36.90	30.95
24-Jul-98	3.05	1.42	4.62	4.50		8.05	2.31	2.30	1.89	25.91	3.52	2.44	2.07	2.01	3.01	2.63	2.67	36.90	0.29	0.84	1.08	0.31	0.60	35.34	31.00
28-Aug-98	2.39	1.61	5.05	4.64		8.96	3.48	1.63	1.56	26.11	3.61	1.63	1.74	1.36	3.07	2.50	2.64	35.48	0.23	0.82	1.12	0.26	0.49	35.58	31.15
25-Sep-98	3.29	1.69	5.40	4.58		9.14	3.50	1.98	2.21	26.00	3.51	2.25	2.07	1.96	3.07	2.75	2.89		0.30	0.82	1.21	0.34	0.57	35.48	31.05
15-Oct-98	3.74	0.90	5.55	4.45		9.08	3.65	2.08	1.89	26.06	3.58	2.05	1.98	1.74	3.14	2.73	2.94		0.27	0.83	1.20	0.33	0.56	35.52	31.07
11-Dec-98	3.39	0.69	5.76	4.06		8.95	4.10	1.76	1.82	26.36	3.22	1.60	1.86	1.38	3.29	2.60	2.72		0.21	0.80	1.16	0.29	0.52	35.78	31.39
26-Jan-99	1.72		6.03	3.92		5.14	2.30	1.46	1.48	26.53	3.09	1.23	1.62	1.05	3.12	2.42	2.55				1.02	0.15	0.32	36.77	31.61
2-Mar-99	1.06	0.45	4.96	4.21		2.79	2.98	1.50	1.36	25.92	2.96	1.33	1.54	1.07	2.95	2.23	2.30			0.81	1.01	0.14	0.34	35.33	31.02
23-Mar-99	0.88	0.42	4.84	3.90		3.02	2.69	1.48	1.28	25.94	2.90	1.27	1.5	1.03	2.89	2.05	2.02		0.10	0.79	1.00	0.10	0.30	35.33	31.00
9-Apr-99	1.05	0.56	4.14	3.72		4.02	3.01	1.45	1.60	25.79	2.85	1.32	1.45	0.89	2.63	1.89	1.77		0.16	0.80	1.11	0.17	0.34	35.18	30.83
29-Apr-99	1.83	1.45	4.43	4.06		4.71	2.40	1.64	1.27	25.96	3.07	1.73	1.66	1.34	2.92	2.16	2.09		0.21	0.81	1.20	0.24	0.44	35.37	31.01
10-Jun-99	2.94	1.26	6.37	4.34		6.98	3.06	1.96	1.61	26.26	3.86	2.32	2.01	1.78	3.21	2.53	2.54		0.27	0.84	1.24	0.31	0.46	35.73	31.35
13-Jul-99	3.66	1.83	6.00	4.48		8.63	3.75	2.23	1.95	26.99	3.85	2.64	2.20	1.95	3.30	2.81	2.92		0.32	0.85	1.28	0.37	0.56	38.56	31.62
20-Aug-99	4.56	1.84	7.10	4.66		10.27	4.10	2.78	2.42	26.37									0.49	0.89	1.29	0.47	0.65	35.76	31.41
29-Sep-99	4.80	2.00	7.55	4.81		10.62	4.53	2.97	2.75	26.74	5.12	3.56	2.85	2.89	3.70	3.59	3.85		0.49	0.95	1.29	0.56	0.74	36.25	31.80
26-Oct-99	4.94	0.79	7.64	4.65		12.07	4.37	2.30	2.20	26.54	6.04	2.73	2.50	2.28	3.57	3.34	3.77		0.33	0.88	1.29	0.48	0.67	36.59	31.56

HAMLET OF GRAFTON  
PRODUCTION WELL MONITORING PROGRAM

GEO KAMP LIMITED

Date	Allen	Baker	Fearn	Carr	Edwardson	Ingram	Johnston	MW-Shal.	MW-Int.	MW-Deep	OW10-I	OW10-II	OW6-I	OW6-II	OW16-I	OW16-II	OW16-III	PW East	SW1	SW2	SW3	SW4	SW5	TW3	MRF
22-Dec-99	2.11	0.71	5.86	3.73		7.78	3.55	1.62	1.81	26.39	2.91	1.39	1.81	1.27	3.34	2.44	2.45		0.21	0.80	1.16	0.24	0.40	35.82	31.46
2-Mar-00	2.79	0.54	6.53	4.23		4.05	3.57	1.50	1.52	26.33	3.30	1.74	1.74	1.18	3.27	2.28	2.24		0.06	0.79	1.16	0.08	0.27	35.74	31.39
28-Mar-00	1.94	0.65	5.78	4.30		4.40	3.12	1.53	1.45	26.20	2.93	1.36	1.61	0.90	3.11	2.14	2.05		0.19	0.77	1.25	0.19	0.38	35.62	31.29
27-Apr-00	1.01	0.72	4.08	3.65		3.00	2.51	1.53	1.24	26.04	2.86	1.37	1.59	1.00	2.99	2.00	1.83		0.18	0.76	1.20	0.12	0.32	35.45	31.07
7-Jun-00	1.39	0.76	4.43	4.31		4.67	2.66	1.58	1.22	26.02	3.49	1.47	1.55	1.03	2.87	2.02	1.93		0.22	0.78	1.19	0.11	0.33	35.55	31.13
14-Jul-00	1.87	1.28	3.61	4.26		3.85	2.24	1.80	1.19	25.98	3.13	2.03	1.66	1.29	2.74	2.11	2.06		0.22	0.86	1.22	0.15	0.35	36.15	31.04
25-Aug-00	3.44	1.38	4.73	5.06		7.56	2.96	2.36	1.84	25.96	3.87	2.70	2.04	1.68	3.05	2.56	2.62		0.28	0.93	1.32	0.27	0.45	35.33	31.01
19-Sep-00	3.93	1.29	5.63	4.59		8.45	3.39	2.28	1.92	26.40	4.02	2.77	2.12	1.67	3.33	2.74	2.86		0.28	0.95	1.35	0.3	0.48	35.98	31.51
12-Oct-00	4.23	1.14	5.94	4.65		10.17	3.55	2.27	1.95	26.43	4.02	2.75	2.09	1.71	3.29	2.83	2.99		0.26	0.95	1.35	0.3	0.48	35.90	31.48
30-Nov-00	4.47	0.60	6.23	4.27		10.38	3.74	1.80	1.69	26.40	3.89	2.14	1.94	1.11	3.34	2.67	2.84		0.23	0.88	1.28	0.22	0.41	35.80	31.45
19-Dec-00	3.49		6.14	3.92		9.89	3.47	1.53	1.58	26.26	3.57	1.59	1.69	1.06	3.22	2.49	2.64		0.10	0.80	1.19	0.12	0.28	35.61	31.32
17-Jan-01	3.29	0.67	6.15	4.69		7.60	3.55	1.63	1.63	26.50	3.33	1.60	1.88	1.42	3.31	2.53	2.60		0.17	0.83	1.19	0.15	0.30	37.64	31.54
21-Feb-01	2.20	0.66	5.93	4.16		4.55	3.12	1.55	1.51	26.40	3.09	1.37	1.86	1.37	3.35	2.43	2.42		0.13	0.79	1.14	0.15	0.30	35.85	31.49
28-Mar-01	0.70	0.55	4.36	4.04		2.76	2.45	1.48	1.23	26.45	2.89	1.28	1.77	1.06	3.21	2.10	1.99		0.12	0.79	1.14	0.11	0.25	35.93	31.54
30-Apr-01	1.63	1.46	4.02	4.33		3.72	2.03	1.60	1.12	26.06	3.14	1.74	1.73	1.22	3.06	2.14	2.04		0.21	0.82	1.20	0.15	0.30	35.43	31.10
15-May-01	2.22	1.63	4.26	4.27		4.76	2.43	1.88	1.33	26.30	3.40	2.11	1.96	1.61	3.25	2.34	2.27		0.24	0.84	1.23	0.12	0.27	35.74	31.35
27-Jun-01	2.47	1.63	4.50	4.48		5.74	2.73	1.86	1.56	26.72	3.40	2.18	1.91	2.19	3.39	2.52	2.46		0.20	0.86	1.22	0.17	0.33	38.03	31.79
26-Jul-01	3.46	1.86	5.13	4.73		7.44	3.40	2.63	2.14	26.87	3.98	2.90	2.62	2.45	3.71	2.97	2.97		0.30	0.95	1.36	0.30	0.46	36.46	31.94
22-Aug-01	4.22	2.06	5.77	4.97		9.24	3.82	3.06	2.57	26.67	4.49	3.43	2.87	2.90	3.50	3.37	3.72		0.50	0.97	1.36	0.44	0.60	36.13	31.71
19-Sep-01	4.79	2.48	6.48	4.95		11.28	4.31	3.39	2.95	26.81	4.85	3.92	3.14	3.21	3.93	3.70	3.87		0.55	0.97	1.36	0.55	0.71	36.26	31.91
18-Oct-01	4.94	0.77	6.84	4.43		14.73	4.4	2.17	2.08	26.61	4.33	3.00	3.65	3.50	2.69	3.50	3.95		0.30	0.96	1.36	0.43	0.58	36.06	31.65
16-Dec-01	3.45	0.51	6.41	4.48		9.88	3.92	1.72	1.86	26.26	3.30	1.65	2.16	1.67	3.62	2.97	3.16		0.28	0.94	1.34	0.44	0.29	36.26	31.67
29-Jan-02	1.96	0.66	5.74	3.95		4.26	3.30	1.57	1.55	26.45	2.97	1.31	1.91	1.12	3.51	2.49	2.52		0.21	0.80	1.22	0.17	0.32	35.95	31.57
6-Feb-02	2.04	0.82	5.74	4.28		4.25	3.51	1.61	1.56	26.47	3.42	1.38	1.89	1.38	3.42	2.45	2.43		0.19	0.75	1.12	0.08	0.18	36.02	31.49
26-Mar-02	1.01	0.84	4.42	3.74		3.63	2.22	1.46	1.17	26.28	2.89	1.30	1.69	1.20	3.10	2.05	1.91		0.20	0.80	1.14	0.12	0.25	36.04	31.41
2-Apr-02	0.80	0.51	4.63	3.50		3.51	2.24	1.41	1.08	26.10	2.84	1.15	1.00	1.60	2.77	1.75	1.92		0.17	0.79	1.16	0.09	0.22	35.69	31.21
15-May-02	0.67	0.59	2.72	3.46		2.68	1.45	1.40	0.84	25.76	3.35	1.15	1.49	0.99	2.81	1.45	1.71		0.10	0.79	1.13	0.06	0.18	35.34	30.93
19-Jun-02	1.57	0.67	3.38	3.84		4.09	2.08	1.51	1.10	25.76	3.05	1.58	1.61	1.33	2.83	1.92	1.78		0.17	0.84	1.09	0.13	0.26	35.25	30.90
24-Jul-02	3.29	1.31	4.50	4.60		5.77	2.99	1.88	1.57	26.03	3.90	2.60	1.96	1.46	3.21	2.41	2.44		0.25	0.88	1.29	0.23	0.35	36.05	31.49
12-Aug-02	3.29	1.58	4.99	4.67		7.25	3.22	2.42	1.99	26.21	3.76	2.78	2.25	2.06	3.28	2.69	2.68		0.30	0.95	1.36	0.28	0.41	35.65	31.25
30-Sep-02	4.47	1.77	6.41	4.49		9.96	3.87	2.82	2.41	26.34	4.49	3.46	2.46	1.99	3.49	3.20	3.55		0.38	0.95	1.36	0.41	0.53	35.81	31.46
24-Oct-02	4.71	0.94	6.60	4.60		11.04	3.98	2.40	2.12	26.34	4.51	3.20	1.96	1.46	3.21	2.41	2.44		0.30	0.95	1.36	0.37	0.50	35.89	31.51
1-Nov-02	4.73	1.03	6.82	4.66		11.68	4.11	2.06	1.95	26.44	4.20	3.84	2.23	1.95	3.39	3.05	3.40		0.28	0.93	1.36	0.32	0.45	36.52	31.44
2-Dec-02	3.91	0.63		4.26		10.55	3.90	1.87	1.95	26.06	3.68	2.25	1.95	1.41	3.36	2.83	3.06		0.27	0.91	1.32	0.27	0.37	35.82	31.45
7-Jan-03	3.76	0.71	6.67	4.29		9.34	3.77	1.81	1.89	26.52	3.56	2.04	1.97	1.44	3.44	2.73	2.86		0.24	0.86	1.35	0.23	0.35	36.23	31.74
26-Feb-03	3.90	0.89	7.59	4.19		8.02	4.00	1.98	1.95	26.43	3.49	1.93	2.13	1.69	3.46	2.89	2.77		0.19	0.90	1.31	0.15	0.27	35.87	31.57
12-Mar-03	4.08	1.09	6.71	4.41		8.47	4.05	1.97	2.07	26.41	3.54	2.01	2.19	1.80	3.50	2.82	2.93		0.18	0.73	1.29	0.14	0.26	35.87	31.56
26-May-03	0.65	0.56	3.66	3.52		3.15	2.03	1.43	1.14	26.09	4.62	1.21	1.57	1.00	3.03	1.79	1.54		0.14	0.81	1.13	0.05	0.17	35.63	31.23
16-Jun-03	1.35	0.75	4.25	4.12		3.91	2.49	1.55	1.39	26.49	2.97	1.52	1.69	1.19	3.05	2.04	1.90		0.19	0.84	1.24	0.06	0.18	36.70	31.39
7-Aug-03	3.08	1.37	5.91	4.61		7.04	3.25	2.39	2.09	26.34	3.77	2.67	2.16	2.01	3.17	2.61	2.66		0.26	0.96	1.38	0.22	0.32	36.55	31.35
25-Sep-03	4.05	1.33	7.14	4.73		9.01	3.96	2.59	2.42	26.34	4.40	3.24	2.46	2.17	3.48	3.15	3.41		0.55	0.96	1.36	0.33	0.43	35.80	31.48
10-Oct-03	4.04	1.29	7.41	4.61		9.76	4.15	2.49	2.31	26.41	4.16	3.00	2.42	2.19	3.50	3.15	3.42		0.53	0.96	1.36	0.32	0.42	35.82	31.45
10-Oct-03	4.04	1.29	7.41	4.61		9.76	4.15	2.49	2.31	26.41	4.16	3.00	2.42	2.19	3.50	3.15	3.42		0.52	0.96	1.36	0.32	0.42	35.82	31.45

HAMLET OF GRAFTON  
PRODUCTION WELL MONITORING PROGRAM



GEO KAMP LIMITED

Date	Allen	Baker	Fearn	Carr	Edwardson	Ingram	Johnston	MW-Shal.	MW-Int.	MW-Deep	OW10-I	OW10-II	OW6-I	OW6-II	OW16-I	OW16-II	OW16-III	PW East	SW1	SW2	SW3	SW4	SW5	TW3	MRF	
26-Nov-03	2.01	0.62	6.07	4.00		7.53	3.29	1.67	1.67	26.24	3.02	1.42	1.76	1.18	3.19	2.43	2.46		0.38	0.82	1.29	0.22			35.71	31.35
8-Dec-03	1.87	0.74	5.55	4.10		4.85	3.11	1.65	1.65	26.23	2.95	1.49	1.84	1.40	3.25	2.31	2.26		0.36	0.83	1.26	0.11	0.21		35.83	31.39
6-Jan-04	0.83	0.62	4.80	4.05		3.42	2.29	1.57	1.34	25.93	2.83	1.36	2.96	1.07	2.96	1.95	1.81		0.34	0.80	1.23	0.05	0.13		35.39	31.03
27-Feb-04	2.09	0.57	5.70	4.27		4.35	3.15	1.56	1.58	26.61	3.36	1.80	1.66	1.12	3.04	2.27	2.27				0.82	1.23	0	0	35.43	31.08
1-Apr-04	0.75	0.40	3.90	3.95		3.08	1.81	1.43	1.14	26.45	2.87	1.30	1.40	0.95	2.75	1.78	1.63		0.33	0.79	1.21	0.05	0.10		35.34	30.92
26-Apr-04	0.70	0.51	2.96	3.59		2.73	1.56	1.40	0.87	26.10	2.82	1.23	1.37	0.96	2.64	1.69	1.50		0.32	0.79	1.22	0.05	0.10		35.05	30.70
20-May-04	1.71	0.84	3.23	4.22		3.60	1.98	1.61	1.09	26.30	3.21	1.75	1.54	1.15	2.79	2.02	1.94		0.37	0.84	1.27	0.09	0.16		35.33	30.91
30-Jun-04	2.50	1.25	3.82	4.29		4.37	2.56	1.98	1.53	25.99	3.49	2.42	1.83	1.70	2.88	2.29	2.31		0.38	0.85	1.33	0.15	0.26		35.61	31.04
21-Jul-04	1.46	0.50	3.55	3.70		3.42	2.05	1.50	1.24	25.94	3.04	1.56	1.51	1.13	2.76	1.97	1.90		0.30	0.81	1.24	0.05	0.16		36.02	30.76
24-Aug-04	2.54	1.10	3.87	4.67		5.05	2.56	2.10	1.62	25.90	3.44	2.40	1.98	1.95	2.90	2.39	2.41		0.37	0.81	1.33	0.16	0.24		35.48	30.97
29-Sep-04	2.51	0.97	4.17	4.54		5.03	2.66	1.89	1.64	25.80	3.38	2.26	2.13	1.85	2.89	2.39	2.47		0.34	0.81	1.32	0.14	0.23		35.16	30.85
16-Nov-04	2.75	0.63	4.91	4.20		7.09	2.86	1.66	1.55	25.89	3.42	1.93	1.72	1.44	2.96	2.47	2.61		0.33	0.81	1.32	0.12	0.21		35.31	30.94
5-Jan-05	0.95	0.56	3.65	4.12		3.38	2.04	1.47	1.29	25.70	2.91	1.33	1.46	1.14	2.73	1.92	1.87		0.19	0.79	1.20	0	0.13		35.11	30.78
20-Feb-05	1.80	0.80	4.17	4.48		3.27	2.30	1.45	1.18	25.78	3.12	1.65	1.52	1.38	2.70	2.01	1.09		0.07	0.82	1.07	0	0.04		35.45	30.82
23-Mar-05	1.89	0.69	4.84	4.46		2.14	2.21	1.48	1.30	25.59	3.10	1.32	1.51	1.19	2.74	2.15	2.17		0.17	0.83	1.08	0	0.06		35.10	30.75
12-Apr-05	0.99	1.13	3.36	3.77		3.53	1.60	1.43	1.51	25.61	2.88	1.39	1.42	0.92	2.66	1.85	1.75		0.37	0.79	1.23				35.18	30.76
28-Jun-05	3.26	2.61	5.24	4.73		5.79	3.03	2.36	1.96	26.66	3.86	2.78	2.30	2.16	3.32	2.64	2.67		0.41	0.88	1.40	0	0.26		35.10	31.51
6-Oct-05	4.97	1.09	7.26	4.75		9.30	4.26	2.60	2.43	26.42	4.62	3.64	2.66	2.54	3.55	3.54	3.94		0.58	0.94	1.36	0.14	0.47		35.89	31.48
9-Dec-05	2.45	0.76	6.03	4.07		6.47	3.43	1.65	1.72	26.24	3.15	1.64	1.65	1.45	3.29	2.63	2.70		0.35	0.82	1.35				35.67	31.32
24-Mar-06	1.20	0.85	4.19	3.78		2.99	2.18	1.52	1.34	25.83	2.96	1.42	1.60	1.34	2.80	1.89	1.77		0.34	0.78	1.27				35.28	30.87
26-May-06	1.19	0.67	3.07	3.94		3.06	1.97	1.51	1.05	25.93	3.25	1.46	1.52	1.34	1.70	1.88	1.76		0.31	0.80	1.12				36.25	30.81
12-Jun-06	1.76	0.99	3.55	4.41		3.68	2.37	1.61	1.26	26.03	3.18	1.89	1.60	1.79	2.97	2.12	2.02		0.32	0.82	1.21				36.08	31.06
20-Aug-06	3.41	1.99	5.40	4.70		6.81	3.30	2.63	2.21	26.40	3.99	2.98	2.36	2.39	3.23	2.82	2.87		0.51	0.91	1.33				36.54	31.21
10-Nov-06	1.40	0.57	3.97	4.32		4.11	2.34	1.49	1.37	25.82	2.86	1.30	1.42	1.13	2.87	2.02	1.98		0.28	0.77	1.19				35.20	30.87
12-Dec-06		0.40	3.12	3.67		3.05	1.82	1.43	1.11	25.83	2.79	1.29	1.44	1.00	2.78	1.82	1.71		0.28	0.76	1.19				35.29	30.91
22-Jan-07		0.81	2.76	3.76		3.11	1.79	1.51	0.99	25.43	2.86	1.51	1.23	1.12	2.49	1.85	1.51		0.24	0.80	1.19				34.79	
5-Mar-07		0.85	3.86	4.15		4.56	2.39	1.55	0.90	25.53									0.16	0.81	1.15				34.92	30.58
22-Jun-07		1.45	3.90	4.43		4.47	2.49	2.10	1.62	25.90	3.54	2.44	1.86	1.84	2.70	2.3	2.32		0.37	0.86	1.32				35.97	30.74
7-Sep-07		1.69	6.54	5.53		9.70	3.91	3.03	2.70	25.98	4.62	3.70	3.20	2.76	3.20	3.26	3.49		0.58	0.92	1.32				35.30	31.01
7-Dec-07		0.78	7.29	4.62		11.04	4.48	2.22	2.27	26.44	4.64	3.44		2.45	3.54	3.41	3.94		0.41	0.92	1.21				35.85	31.50
19-Feb-08		0.45	6.09	3.84		4.09	3.00	1.46	1.42		2.99	1.15		1.04	2.93	2.15	2.19		0.18	0.78	1.18				35.26	30.91
14-Jul-08		1.64	3.95	4.34		4.91	2.73	1.92	1.70	25.83	3.52	2.46		1.89	2.90	2.34	2.35		0.35	0.88	1.21				34.95	30.91
17-Oct-08		1.03	5.75	4.63		7.61	3.42	2.10	1.94	25.77	3.56	2.37		2.62	2.95	2.62	2.75		0.32	0.83	1.21				35.12	30.83
2-Dec-08		0.48	4.91	4.09		5.39	2.92	1.45	1.57	25.72	2.83	1.19		1.05	2.83	2.23	2.33		0.25	0.80	1.22				35.09	30.80
23-Apr-09		0.95	2.03	3.76		2.96	1.14	1.36	0.64	25.19	2.74	1.26		1.06	2.28	1.65	1.51		0.25	0.80	1.16				34.55	30.23
26-Jun-09		0.98	2.96	4.20		4.23	2.13	1.61	1.15	25.87		2.11		1.58	2.74	2.15	2.17		0.30	0.85	1.24				36.33	30.81
28-Jul-09		0.71	3.69	4.16		5.42	2.52	1.55	1.29	25.77	3.38	1.96		1.26	2.81	2.19	2.20		0.28	0.83	1.22				35.22	30.84
30-Sep-09		0.53	5.02	4.61		6.90	3.18	1.66	1.59	25.95	3.69	2.20		1.30	3.01	2.63	2.89		0.28	0.83	1.25				35.35	30.98
8-Dec-09		0.67	3.69	4.23		3.41	2.26	1.47	1.37	25.49	2.82	1.31		1.13	2.96	2.13	2.13		0.24	0.78	1.15				35.41	31.05
18-Feb-10		1.44	4.33	4.31		4.01	2.42	1.64	0.86	25.67	3.33	2.02		0.94	2.69	2.12	2.14		0.24	0.80	1.05				35.06	30.69
8-Apr-10		0.27	3.53	3.77		3.25	1.69	1.22	1.15	25.50	2.93	1.17		0.91	2.47	1.76	1.68		0.23	0.79	1.22				34.89	30.50
30-Jun-10		0.61	5.41	4.1		5.66	2.83	1.51	1.51	26.54	3.23	1.87		2.28	2.96	2.28	2.31		0.26	0.81	1.28				36.34	31.02
4-Nov-10		0.75	7.11	4.52		9.25	4.07	2.32	2.20	26.47	4.52	2.95			3.51	3.37	3.76		0.33	0.82	1.36				35.87	31.51

HAMLET OF GRAFTON  
PRODUCTION WELL MONITORING PROGRAM

GEO KAMP LIMITED

Date	Allen	Baker	Fearn	Carr	Edwardson	Ingram	Johnston	MW-Shal.	MW-Int.	MW-Deep	OW10-I	OW10-II	OW6-I	OW6-II	OW16-I	OW16-II	OW16-III	PW East	SW1	SW2	SW3	SW4	SW5	TW3	MRF	
14-Dec-10			4.80	3.68		3.45	2.75	1.51	1.61	26.35					3.29	2.43	2.56		0.17	0.79	1.18			35.70	31.38	
6-May-11		0.70	2.40	3.96		2.47	1.26	1.38	0.62	26.14	2.74	1.30		1.03	2.91		1.52		0.19	0.75	1.14			36.38	31.04	
12-Jul-11		1.64	4.76	4.92		5.41	3.01				4.05	3.08		2.81	3.53	2.81	3.78		0.39	0.97	1.36			35.99	31.61	
14-Sep-11		1.35	5.75	4.78		7.28	3.67	2.79	2.48	26.39	5.05	4.08		2.68	3.50	3.21	3.36		0.39	0.96	1.36			35.80	31.45	
11-Nov-11		0.64	5.45	4.49		7.51	3.56	1.92	1.84	26.46	3.53	2.26		1.77	3.43	2.78	2.92		0.34	0.81	1.20			35.21	31.44	
6-Dec-11		0.36	5.28	3.58		5.96	2.94	1.39	1.54	26.49	2.96	1.03		1.02	3.38	2.35	2.45		0.11	0.74	1.11			35.96	31.53	
17-Feb-12		0.52	4.21	3.87		3.41	2.57	1.43	1.10	25.78	2.91	1.28		1.09	2.82	1.98	1.91		0.27	0.79	1.19			35.15	30.83	
30-Apr-12		0.65	4.45	3.99		4.12	2.45	1.51	1.14	25.95	3.09	1.64		1.40	2.81	2.06	2.00		0.25	0.80	1.17			35.95	34.84	
28-Jun-12		1.14	5.23	4.36		5.63	3.14	1.90	1.78	25.80	3.50	2.45		2.94	3.15	2.51	2.51		0.30	0.84	1.24			35.15	32.83	
7-Sep-12		1.33	6.94	4.86		9.03	4.30	2.88	2.65	26.65	4.67	3.80		2.70	3.52	3.38	3.70		0.57	0.95	1.24			36.48	31.42	
25-Oct-12		0.83	6.86	4.47		9.16	4.26	2.30	2.40	26.18	4.21	3.14		3.35	3.47	3.35	3.75		0.39	0.89	1.24			35.68	31.36	
28-Dec-12		0.71	6.23	4.13		7.25	3.78	1.59	1.74	26.21	3.11	1.47			3.34	2.66	2.77		0.25	0.80	1.15			35.65	31.31	
10-May-13		0.87	3.69	3.83		3.17	2.14	1.55	1.03	25.74	2.97	1.59			2.81	1.97	1.88		0.24	0.79	1.20			35.20	30.85	
28-May-13		0.80	3.92	4.11		3.79	2.36	1.60	1.11	25.86	3.08	1.77	1.70	1.60	2.95	2.08	1.99		0.24	0.80	1.20			35.32	30.99	
21-Jun-13		0.87	3.58	3.74		3.30	3.20	1.51	1.06	26.28	2.91	1.64	1.66	1.55	2.98	2.03	1.90		0.22	0.80	1.16			36.60	31.06	
29-Aug-13		1.20	5.60	4.70		5.91	3.39	2.44	2.13	26.41	3.95	2.92	2.24	2.01	3.26	2.77	2.88		0.37	0.85	1.28			36.64	31.26	
11-Dec-13		0.78	5.10	4.18		5.54	3.19	1.59	1.69	26.00	3.04	1.55	1.66	1.50	3.10	2.41	2.46		0.20	0.81	1.18			35.42	31.12	
31-Mar-14		0.27	4.98	3.59		2.50	2.88	1.37	1.38	25.94	2.77	1.05	1.10	0.98	2.91	2.24	2.34		-0.05	0.62	1.01			35.90	30.92	
22-May-14		0.67	2.51	3.54		2.46	1.35	1.40	0.52	25.48	2.76	1.37	1.20	1.05	2.59	1.74	1.64		0.17	0.76	1.15			34.95	30.59	
30-Jun-14		1.09	3.19	4.07		3.57	1.88	1.68	0.90	25.70	3.10	1.99	1.79	1.68	2.77	2.10	2.05		0.23	0.82	1.22			35.26	30.79	
30-Sep-14		0.71	5.04	4.40		6.92	3.06	1.76	1.63	26.09	3.34	2.16	1.62	1.67	2.97	2.62	2.83		0.23	0.80	1.23			36.27		
10-Dec-14		0.62	4.99	4.24		5.98	2.97	1.53	1.58	25.90	3.14	1.71	1.63	1.53	3.00	2.52	2.65		0.20	0.82	1.20			35.35	30.95	
3-Mar-15		frozen	frozen	4.58		5.90	buried	1.97	1.84	missing	3.71	2.25	2.00	1.83	3.04	frozen	2.97		buried	0.79	1.16				35.25	30.99
12-Jun-15		0.54	4.95	4.09		4.09	2.59	1.49	1.18	25.72	3.17	1.74	1.44	1.31	2.84	2.17	2.16		0.21	0.80	1.26			35.44	30.84	
29-Sep-15		0.79	not hor	4.63		6.49	3.52	2.22	2.01	25.81	3.82	2.74	1.97	1.85	3.04	2.83	3.10		0.25	0.83	1.35			35.22	30.90	
16-Dec-15		0.53	4.37	4.10		4.38	2.65	1.48	1.37	25.71	3.07	1.59	1.25	1.35	2.79	2.21	2.29		0.20	0.81	1.26			35.09	30.76	
23-Mar-16		0.55	3.03	3.74		2.97	1.64	1.41	0.84	25.33	2.75	1.31	1.00	0.96	2.42	1.78	1.87		0.17	0.83	1.18			34.69	30.37	
29-Jun-16		1.56	4.69	4.65		5.37	3.00	2.52	1.92	26.01	4.01	3.01	2.26	2.16	3.05	2.68	2.76		0.37	0.90	1.32			35.46	30.98	
27-Sep-16		1.38	6.56	4.97		8.49	4.34	2.99	2.75	26.28	4.80	4.00	2.79	2.79	3.48	3.59	3.90		0.54	0.98	1.35			35.81	31.33	
14-Dec-16		0.70	7.12	4.57		9.08	4.47	2.24	2.19	26.37	4.32	3.26	2.40	2.10	3.47	3.39	3.89		0.38	0.89	1.34			35.93	31.38	

Notes:

- Water levels are expressed as metres below top of well casing or measuring point
- MW - monitoring well specifically constructed for Grafton production well monitoring program
- OW - observation well constructed to monitor Grafton Landfill
- SW - surface water monitoring location
- PW - production well (both east and west production well water levels are monitored through TW)
- TW - Test Well (adjacent to production wells)
- MRF - Material Resource Facility (domestic well not in service)

HAMLET OF GRAFTON  
PRODUCTION WELL MONITORING PROGRAM